

What Is a Storyboard?

From movies like Inception to Pacific Rim, storyboards have been used in many well-known movies. It is a method that is used to visualize ideas, before creating a video. It gives you a glimpse into what the video you are planning will look like in the future.

A storyboard is a sequential visual depiction of what your video scene would look like. It contains the shot by the shot depiction of the video in sequence. It contains the sequence of what each frame would look like in front of the camera. Storyboards also contain notes regarding each scene. It is an essential planning tool used by videographers, moviemakers, and content creators.

As you can see below, this storyboard is taken from the movie Transformers, it depicts a confrontation scene. Without it, the shooting and the execution of the scene would be really hard. Storyboard is not only an essential part of film making, it helps with video making of all types – may it be ads, or product videos.


Example 1:



Example 2:


STORYBOARD

Scene 1



Adam wants to workout with the support and motivation of a community.

Scene 2




He works from home & he's new to the neighbourhood. He suddenly gets the idea to search for a fitness app.

Scene3




He finds an app, downloads it, and makes an account.

Scene 4




Adam joins a community...

Scene 5




and begins working out diligently.

Scene 6



He's on his way to meeting his fitness goals!

Example 3 (but you need some words to go with each shot/scene):



Example 4:

<p>Scene 1 VO: Hi, do you need an awesome animated video?</p>	<p>Scene 2 VO: Well look no further</p>	<p>Scene 3 VO: because Easy Ease Studios is here for you!</p>
<p>Scene 4</p>	<p>Scene 5 VO: Stand out from the crowd</p>	<p>Scene 5 VO: with our tailored fit designs.</p>

Example 5:

<p>Scene No. Shot No.</p> <p>SOMETHING CUTE...</p> <p>TEXT: Something cute is coming your way. CU of jokers / babies combing their hair.</p>	<p>Scene No. Shot No.</p> <p>TEXT: CU of jokers/babies combing their hair.</p>	<p>Scene No. Shot No.</p> <p>TEXT: CU of jokers' hands helping their bodder to button their shirt.</p>
<p>Scene No. Shot No.</p> <p>TEXT: CU of jokers buttoning their shirt.</p>	<p>Scene No. Shot No.</p> <p>TEXT: Top down CU of babies pulling on mittens.</p>	<p>Scene No. Shot No.</p> <p>TEXT: ECU of jokers / babies wearing sunglasses.</p>
<p>Scene No. Shot No.</p> <p>TEXT: Panning shot of babies feet at the starting line.</p>	<p>Scene No. Shot No.</p> <p>TEXT: CU of babies' feet as they walk.</p>	<p>Scene No. Shot No.</p> <p>SLOWLY BUT SURELY...</p> <p>TEXT: Slowly but surely... Top shot of babies crawling over a microphone.</p>
<p>Scene No. Shot No.</p> <p>TEXT: LB of babies racing each other with their number bibs on.</p>	<p>Scene No. Shot No.</p> <p>THEY WILL GET THERE</p> <p>TEXT: LB of bodder stepping over a musical instrument while walking.</p>	<p>Scene No. Shot No.</p> <p>TEXT: CU of babies' hands as they crawl. Do various on shots of the hands.</p>

Various sources including: <https://offeo.com/learn/making-a-video-storyboard>